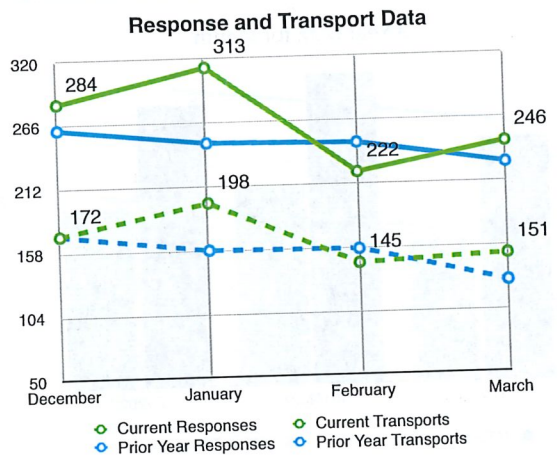
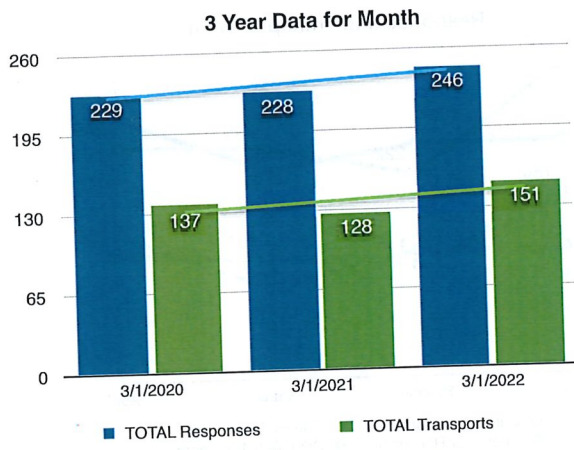


ITEM 10.C

Patterson District Ambulance Response Report
 March 1, 2022 - March 31, 2022
 Monthly Response Summary

Mutual Aid data corrected 4/26/2022 PW

	P91	P92	P93	P1	WS	AMR	PDA TOTALS	Other TOTALS	GRAND TOTALS
Responses	106	116	24	7	7	3	246	10	256
Transports	72	66	13	0	5	3	151	8	159
Transport %	67.92%	56.90%	54.17%		71.43%	100.00%	61.38%	80.00%	62.11%
Cancelled Response	12	14	4						
Adjusted Transport %	76.60%	64.71%	65.00%						



Mutual Aid Responses

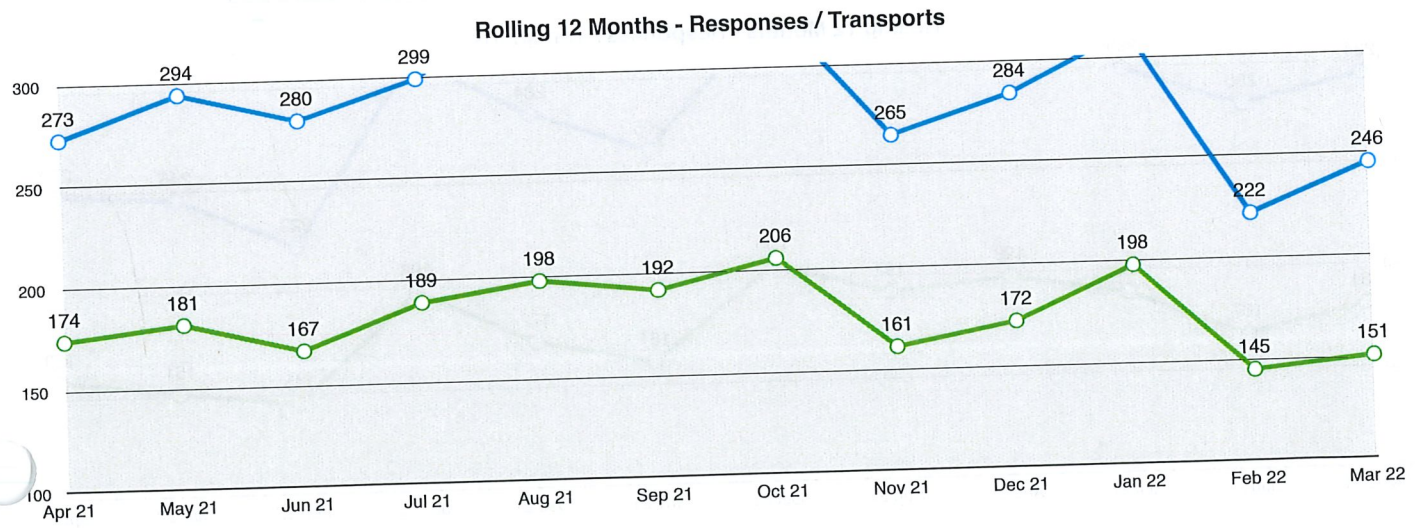
	Westside		AMR	
	Responses	Transports	Responses	Transports
INTO District	7	5	3	3
OUT of District	13	5	29	21

PDA In District Response %

Last Month %	This Month %	NET Change %
94.07%	96.09%	2.02%

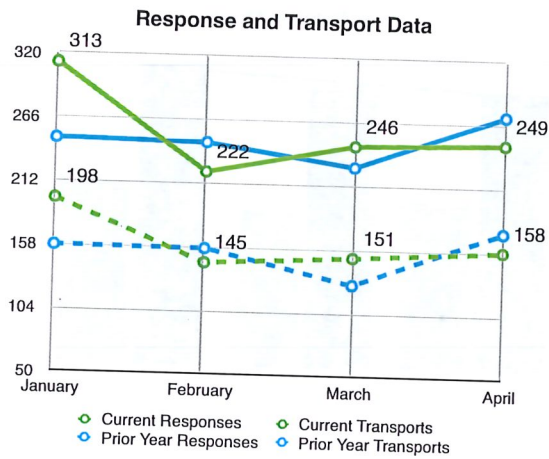
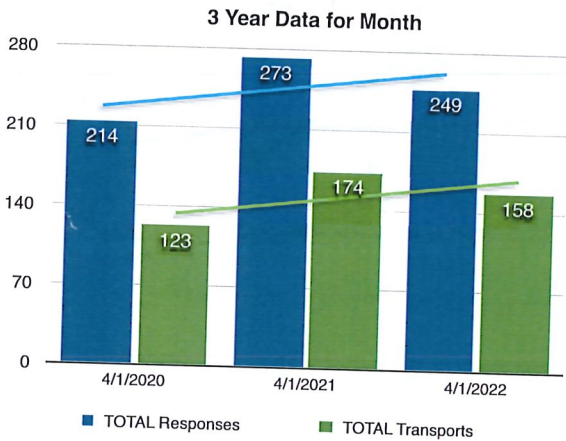
Rolling Compliance Periods - Snapshot on <Pending>

Urban		Suburban		Rural	
Code 3	Code 2	Code 3	Code 2	Code 3	Code 2
0%	0%	0%	0%	0%	0%



Patterson District Ambulance Response Report April 1, 2022 - April 30, 2022 Monthly Response Summary

	P91	P92	P93	P1	WS	AMR	PDA TOTALS	Other TOTALS	GRAND TOTALS
Responses	112	115	22	0	9	2	249	11	260
Transports	74	72	12	0	4	1	158	5	163
Transport %	66.07%	62.61%	54.55%		44.44%	50.00%	63.45%	45.45%	62.69%
Cancelled Response	12	14	5						
Adjusted Transport %	74.00%	71.29%	70.59%						



Mutual Aid Responses

	Westside		AMR	
	Responses	Transports	Responses	Transports
INTO District	9	4	2	1
OUT of District	18	12	17	14

PDA In District Response %

Last Month %	This Month %	NET Change %
96.09%	95.77%	-0.32%

Rolling Compliance Periods - Snapshot on <Pending>

Urban		Suburban		Rural	
Code 3	Code 2	Code 3	Code 2	Code 3	Code 2
0%	0%	0%	0%	0%	0%

Rolling 12 Months - Responses / Transports

